

Estonian agriculture under the CAP

Jaanus Heinsar

26.06.2012

Sofia, Bulgaria

General facts about Estonia

- Territory: 45 227 km²;
- Population: 1,3 million (ca 65% is urban population);
- Rate of agriculture from GDP: 1,5% (2009)
- Rate of agriculture in employment: 3,9% (2009)
- Population density – 30,9 inhabitants/km²
- Population density in rural areas – 11 inhabitants/km²

Share of agriculture

- Since 2000 decrease of the share in
 - GDP from 3,2 to 2,2%
 - total employment from 5% to 3,2%
- Salary about 20% less than in other sectors
- Total agricultural land about 941 000 ha
- 19 700 agricultural holdings
- Average farm size 47,6 ha – more than half of agricultural holdings (54%) have less than 10 ha of land and they use 5% of agricultural land, at the same time 9% of holdings have more than 100 ha and they use 73% of agricultural land

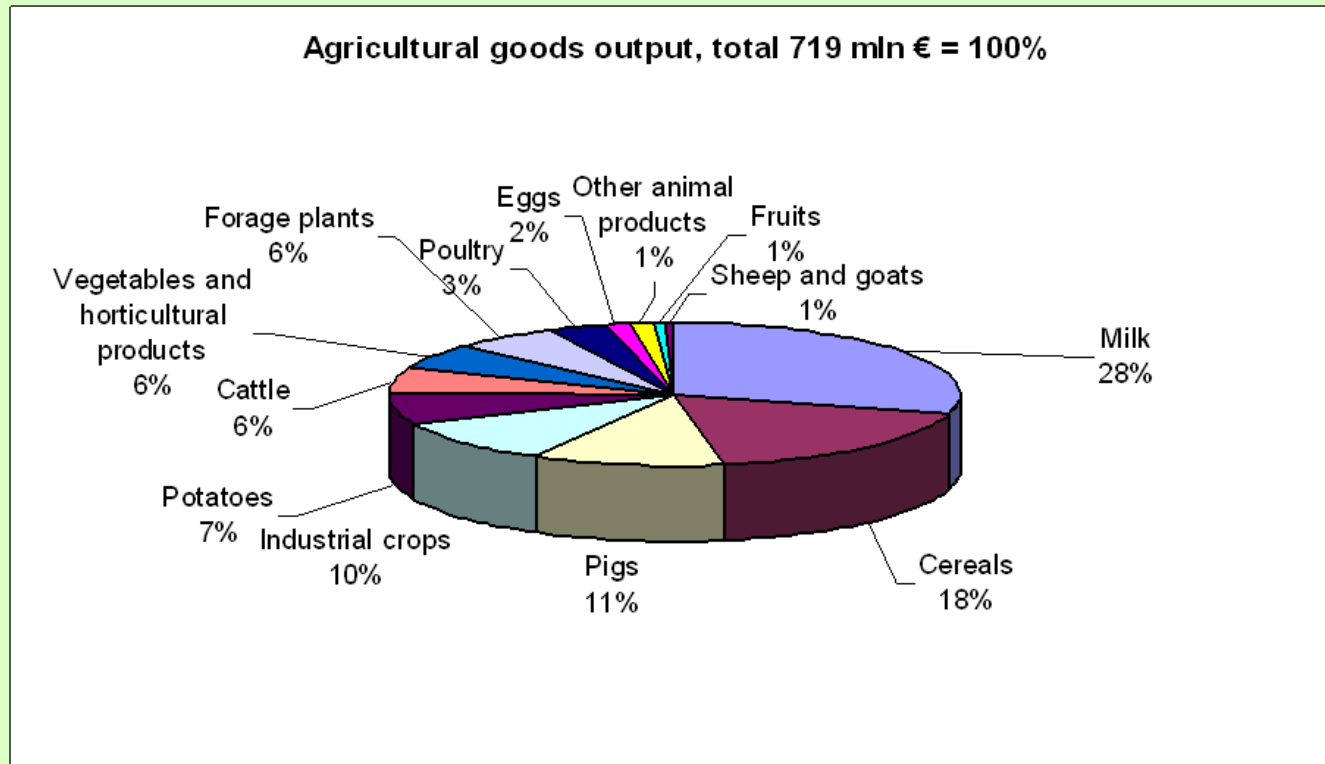
Structure of the production (2011)

- Crop production 43%
- Animal husbandry 48%

biggest share of milk production (26% of total agricultural output)

- Other 9%

Structure of the production (2011)



Use of land 2010, thousand hectares

Total utilized agricultural area	940,9
Cereals, legumes, industrial crops	381,0
Potatoes	9,4
Fruit and vegetables	9,9
Forage crops	207,8
Permanent grassland	286,6
Land not used for agricultural production but maintained in good agricultural and environmental condition	109,4

Number of animals 2011,

(thousands animals)

- Bovine animals 239,4
 - incl. dairy cows 95,5
- Pigs 362,2
- Sheep and goats 91,4
- Poultry 2 025,5

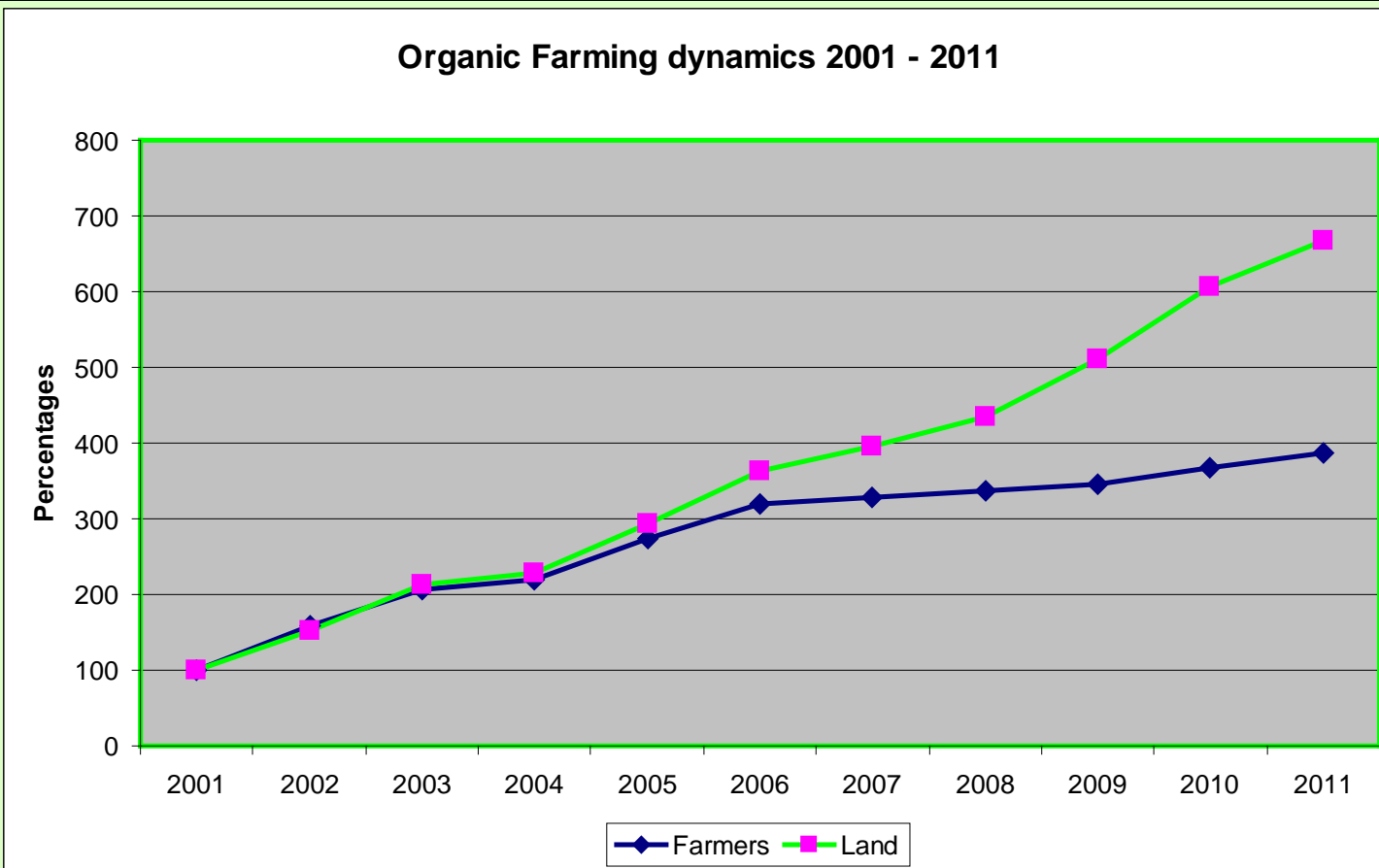
Self-sufficiency level in production of main agricultural products

- Milk – 162,5%
- Pig meat – 110%
- Beef – 104%
- Sheep and goat meat – 86%
- Poultry – 54%
- Cereals – 120%
- Vegetables – 58,5%
- Fruit and berries – 14,1%
- Potatoes – 86,5%

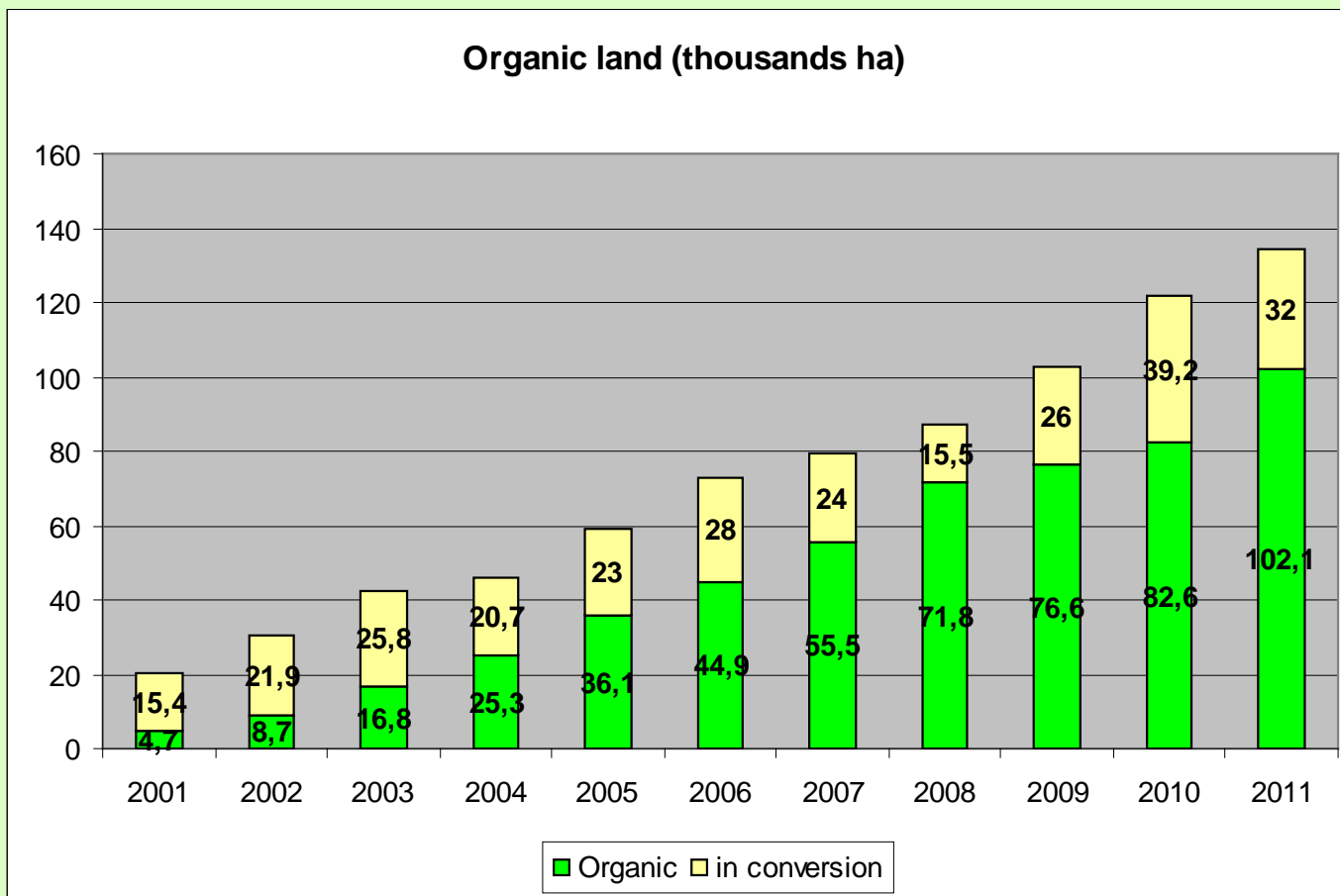
Forestry – alternative for farmers in rural areas

- More than half of the territory is covered with forests – 2,2 mln ha (5th place in Europe in terms of forest's share)
- 97 thousand forest owners – 96% private persons, 4% legal persons
- Average forest size in case of private persons – 8 ha, legal persons – 66 ha
- 2300 enterprises
- 23 thousand people employed in the sector

Organic farming – a great potential in Estonia



Organic land 2001 - 2011



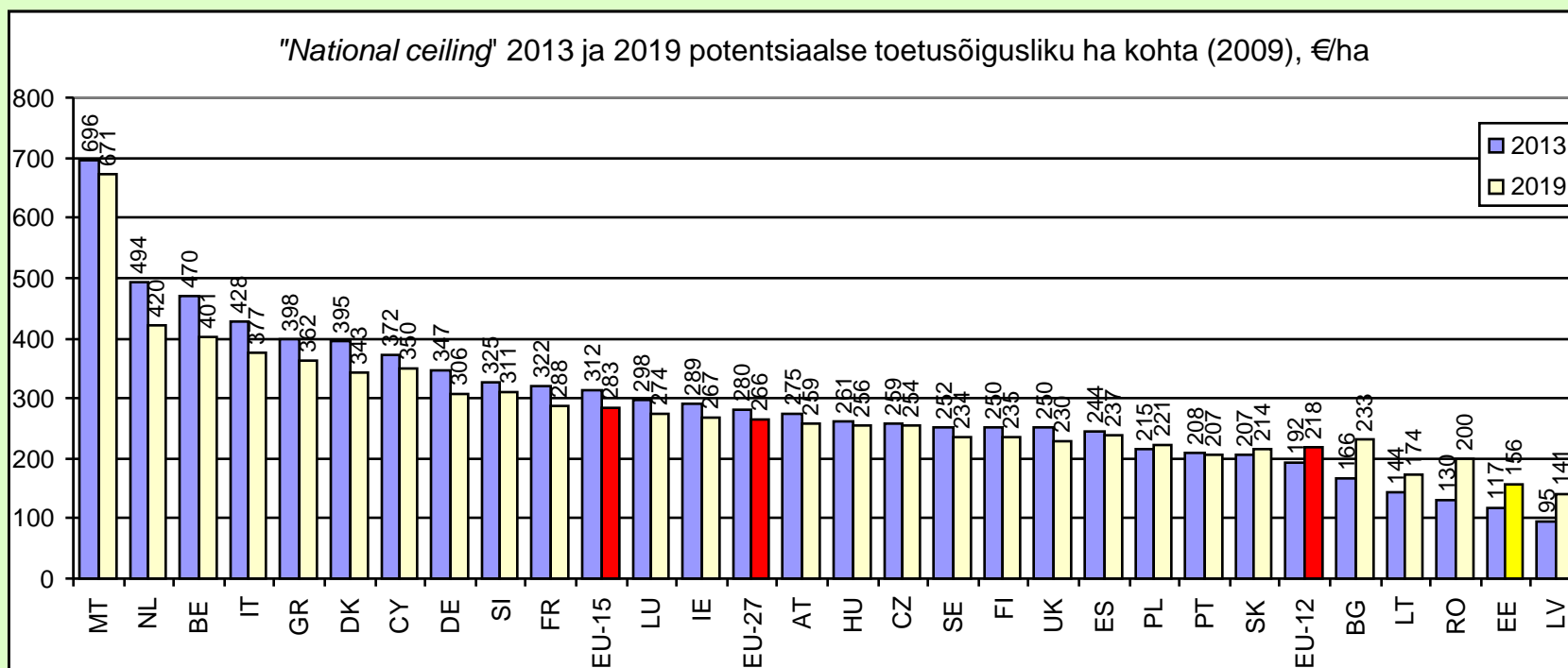
Estonian main priority in the debate of future CAP

- More equal distribution of direct payments
- The level of direct payments in Estonia is one of the lowest in EU –
 - 42% of the EU average in 2013
 - 58% of the EU average in 2020 (Commission proposal)
- Baltic States' target – a solution for Baltic States should be found to increase direct support level up to 90% of the EU average during the next budget period.

Estonia's direct payments compared with EU average level

Scenario	Direct payments €/ha	Total amount per year
Commission proposal – moving one third towards 90% of EU average level	158,4 €/ha	137,0 million €
Estonian target - 90% of EU average level	241,4 €/ha	208,8 million €
EU-27 average level	268,2 €/ha	232,0 million €

National ceiling 2013 and 2019 according to potential eligible ha (2009) €/ha



Thank you!